

Modbar Technical Bulletin. Stay informed with technical updates and new initiatives at Modbar.

Is this email not displaying correctly? [View it in your browser.](#)



MODBAR TECHNICAL BULLETIN

#21

New firmware 3.0

Dear Modbar family member,

We are pleased to announce that the new firmware (3.0) for Espresso EP, Steam and Pour-over modules is now available for your use. This firmware will be in all modules produced from serial number **10002144**. It is compatible with all existing modules except Modbar AV.

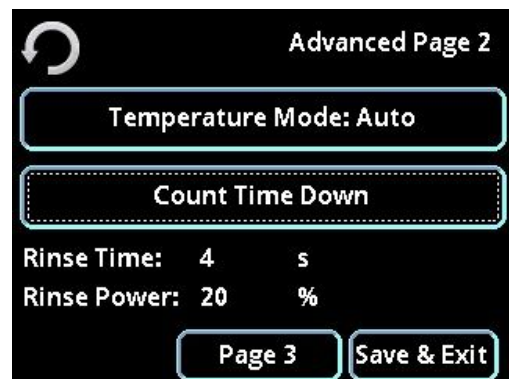
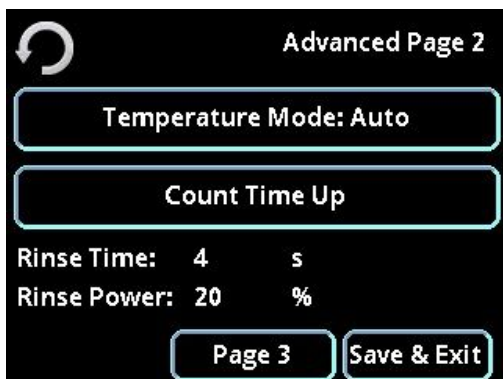
The **steam** firmware fixes the bug some users experienced, where the temperature creeps up when at Idle. It also changes the display so that only the current temperature is shown, and the set temperature is only visible when you are adjusting it.



The **EP espresso** firmware also fixes some slight temperature stability bugs. It adds the flow rate to the display which is a live reading.



There is now also the option to have the shot timer count up or down, as you prefer.

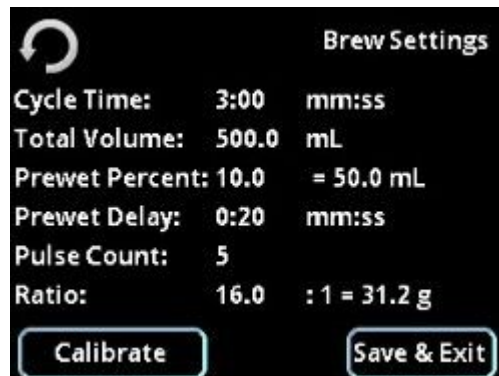


Additionally, the rinse settings have moved from inside the profile settings to the advanced preferences, so they apply to all profiles instead of having to set them on each one.

There is a change to the tap display- in firmware 3.0 the last shot time stays in the display for 5 minutes after the last shot, with the display dimming after 60 seconds.

The **Pour-over** gets a more radical upgrade, with the same temperature stability improvements as the other two modules, it also gains the ability to set a temperature offset in order that you

can fine-tune the temperature of your brew. Added to this is the new profile setting interface, where you can dial in the brew time and volume, the number of pulses, the pre-wet % and delay time for each profile. It also boasts a handy brew ratio calculator. This indicates the quantity of coffee you need to use for your chosen profile and ratio. You no longer need to set line volume, as, in the calibration mode, this is calculated for you. The pour-over also benefits from live flow rate reading in the display.



Full operating instructions will be added to the operating manual shortly, in the meantime, an addendum to the pour-over manual can be found on the support pages at modbar.com.

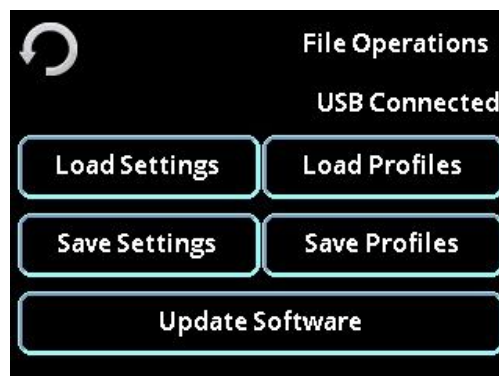
The new firmware is now also available on the support pages at Modbar.com or can be directly downloaded [here](#).

[Espresso EP](#)

[Steam](#)

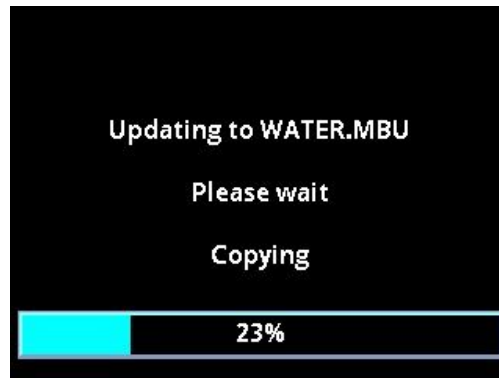
[Pour-Over](#)

In order to update your firmware, download the firmware you want to update onto a clean USB memory stick. Insert the memory stick into the USB port on the front of the module. Touch the tools logo on the touchscreen and then the gear emblem. This will give you the USB tools menu.



It is a good idea to **save your settings** at this point (as these will be lost when you update the firmware). When this is complete, touch the **Update Software** button and choose the correct

software for your module. The module will now update the software for you.



Once the update is complete, the module will prompt you to calibrate the touchscreen. When this is done, you can follow the procedure again to load the settings you saved previously.

Please do not hesitate to contact us if you have any questions.

Modbar Support Team.

service@modbar.com



For technical documents, service and installation guides, please visit

<http://www.modbar.com/support>

Copyright © 2018 Modbar LLC, All rights reserved. You're receiving this email as a MODBAR authorized service partner



Our mailing address is:
628 Leesburg Road,
Fort Wayne,
IN 46808

[unsubscribe from this list](#) | [update subscription preferences](#)